

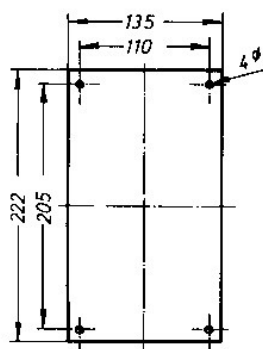



680-e

## Control Unit PT 16 DC 24 V

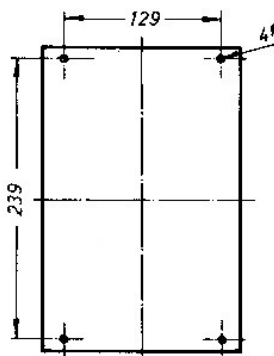
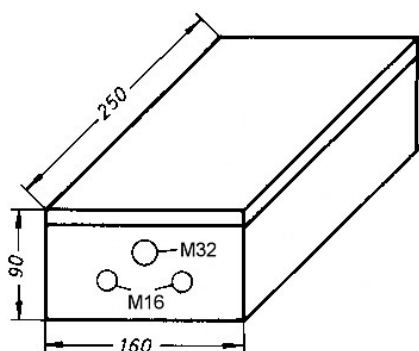
(preferably for dedusting of filters)

- **Function:** The unit gives pulses to the outputs in a cyclic sequence
- Selectively with either 8 or 16 pulse outputs, 24 V DC
- Pulse time adjustable from 20 to 200 ms, extendable by 100, 200, 300%
- Power rating 1 A
- With spark extinction
- Pause time adjustable from 1,5 to 30 s, extendable by 100, 200, 300%
- With LEDs for actual working status display
- Connections with screw terminals 2,5 mm<sup>2</sup>
- With input „start/stop“
- For power supply 24 – 30 V DC
- Dimensions of PCB: 225 x 135 x 40 mm
- Option: with plastic housing, IP 65, dimensions 250 x 160 x 90 mm



Platine  
Maße für Befestigung (in mm)

Controlling Board  
Dimensions for mounting (in mm)



OPTION:

ABS-Gehäuse, hellgrau, IP 65  
Maße für Befestigung (in mm)

ABS Housing, light grey, IP 65  
Dimensions for mounting (in mm)